

FREE SAMPLE

***CUT AND
PASTE***



Your Therapy Source Inc

To order the complete download with 40+ cut and paste activities for only \$5.99 go to

www.YourTherapySource.com/cutpaste

Visit
www.YourTherapySource.com
for more resources.




© Your Therapy Source Inc
www.YourTherapySource.com


Directions: Cut out the squares at the bottom of the page. Glue the squares in the correct location onto the fish at the top of the page.



© Your Therapy Source Inc
www.YourTherapySource.com



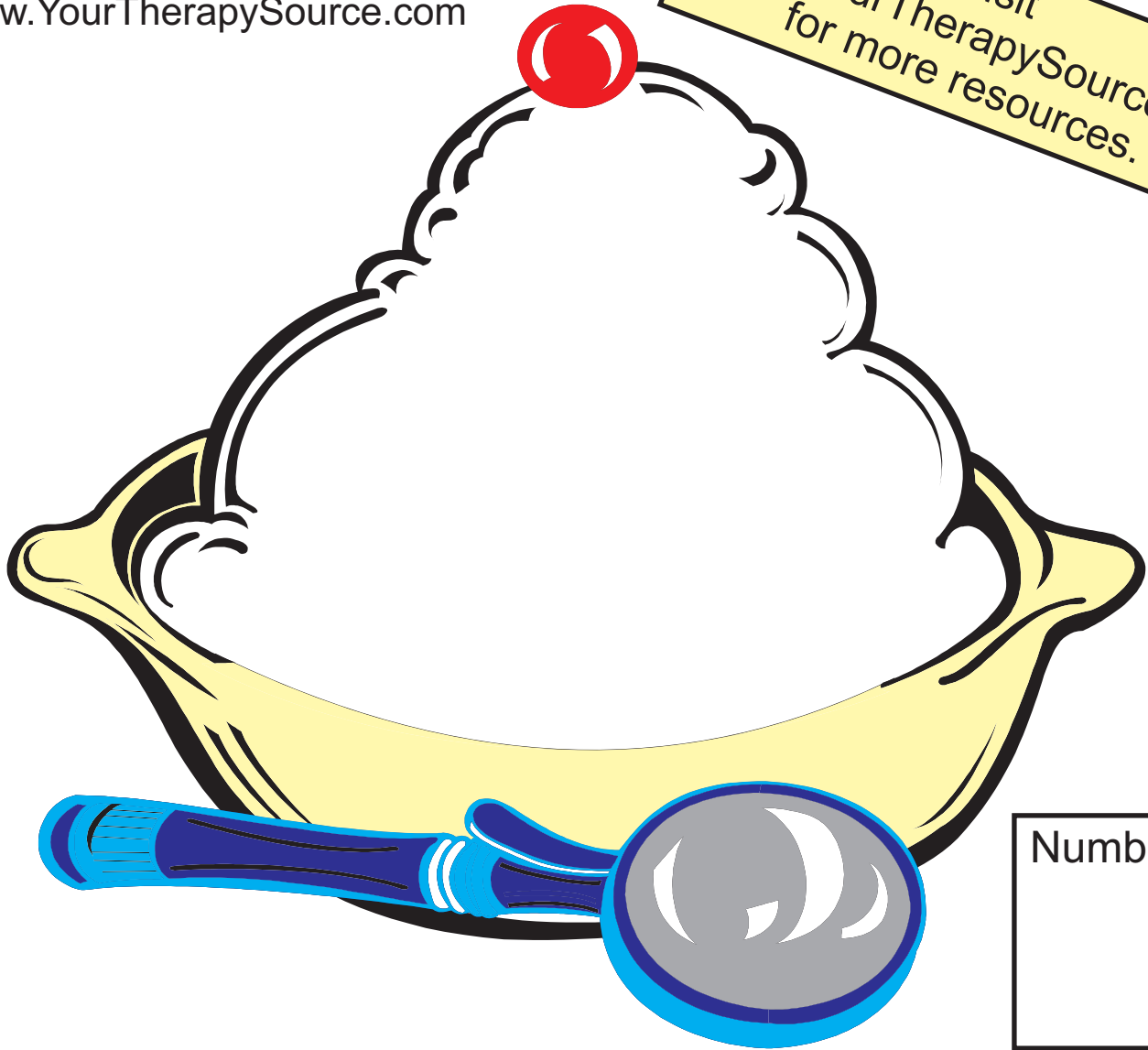
Directions: Cut out the picture along the dotted lines. Mix up the three pieces. Glue the three pieces onto another piece of paper to reassemble the picture. Use the completed picture as a guide if necessary.



Visit
www.YourTherapySource.com
for more resources.


© Your Therapy Source Inc
www.YourTherapySource.com

Visit
www.YourTherapySource.com
for more resources.



Number

Directions: Cut out the ice cream scoops on the bottom of the page. Write a number, 1-10, in the box next to the ice cream dish. Fill the ice cream dish with the correct number of ice cream scoops by pasting the ice cream into the dish above.



Your Therapy Source Inc.

www.YourTherapySource.com



Visit
www.YourTherapySource.com

for a full list of our products including:

- documentation forms
- sensory motor activity ideas
- sensory processing resources
- visual perceptual activities
- music downloads

We ship digital items worldwide for FREE!

Visit our website for FREE hand-outs, articles, free newsletter, recent pediatric research and more!

www.YourTherapySource.com